

Pressure-Assisted Water Closet Equipped with *FLUSHMATE*[®]

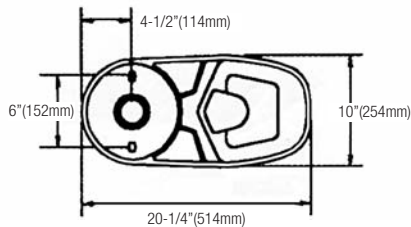
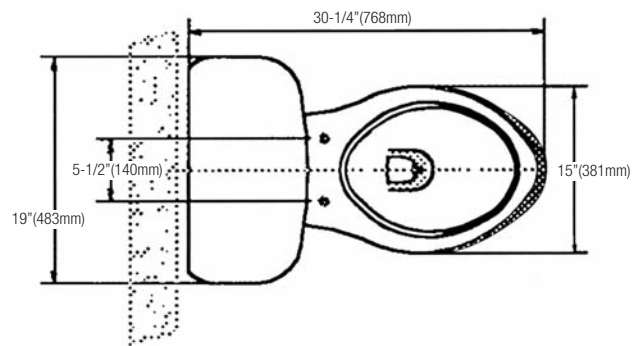
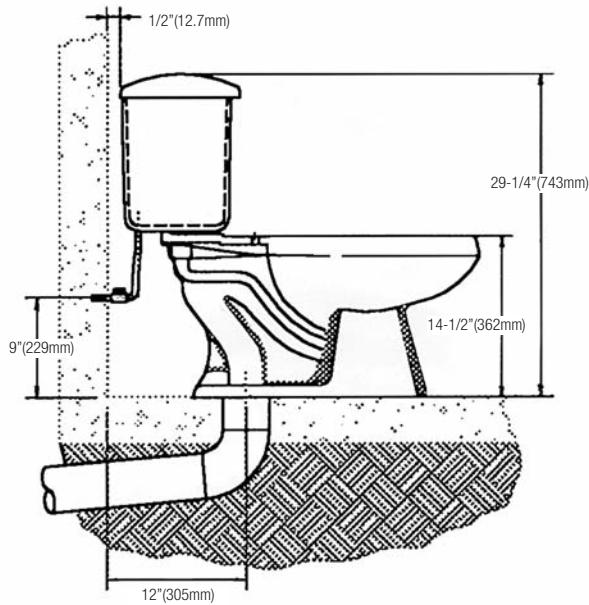


Vitreous china, 1.6 gpf/6.0 Lpf tank and elongated bowl combination, pressure-assisted siphon jet action, close-coupled *FLUSHMATE III*[®] Flushometer tank system. Chrome plated, left handed, flush handle, tank fittings and bolt caps included. Less seat. Minimum water supply pressure 20 psi static.

Turborion II Elongated Front Toilet

Turborion II Toilet

- Bowl
- Tank w/Left-hand trip lever
- Toilet Seat (Elongated) - Optional



To Be Specified:

- Color:
- Seat:
- Supply with Stop:

This space for Architect/Engineer approval.



Sloan *FLUSHMATE*[®] • 30075 Research Drive • New Hudson, MI 48165
Ph: (800) 875-9116 • Fax: (847) 671-3922 • Web: www.flushmate.com